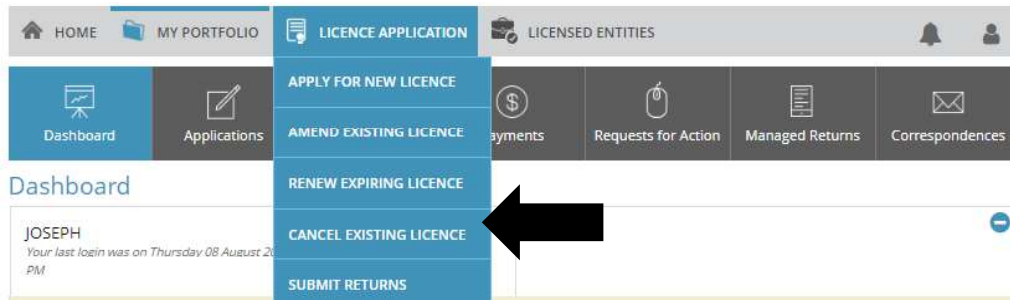


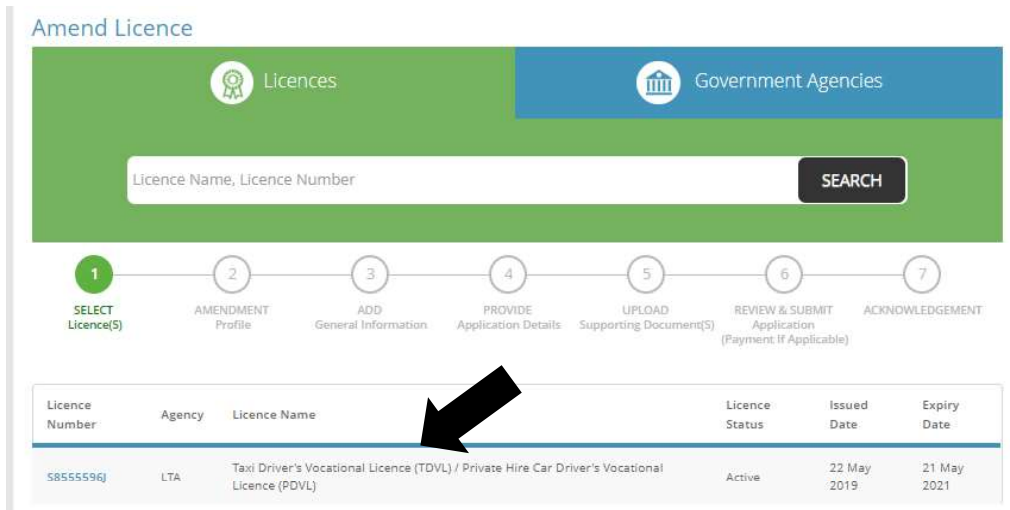
## How to cancel your vocational licence online

**Step 1:** Visit GoBusiness Licensing Portal (<https://licence1.business.gov.sg/web/frontier/home>) and login with your SingPass or LicenceOne ID.

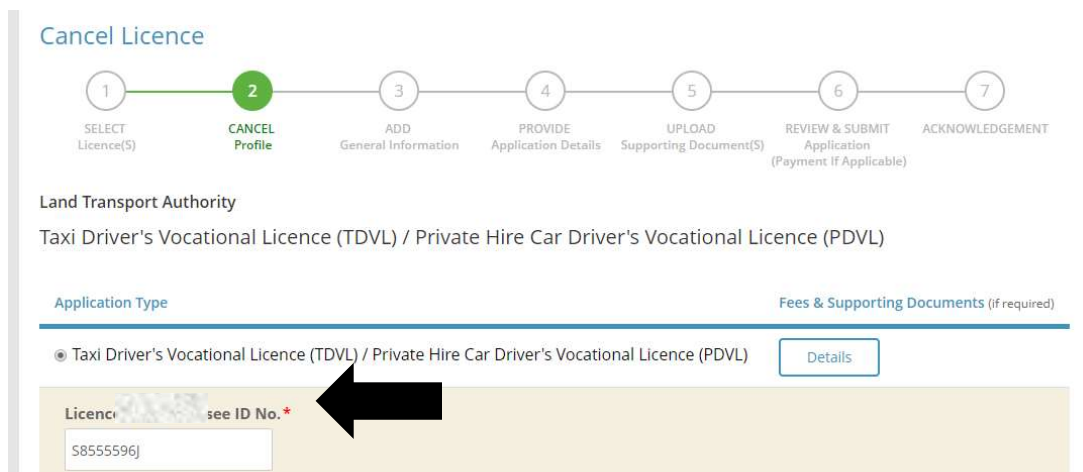
**Step 2:** Click "Licence Application", and then "Cancel Existing Licence".



**Step 3:** Click on your vocational licence. If you hold more than one type of vocational licence, you can select any one of your licences



**Step 4:** Key in your Vocational Licence No. or Licensee ID.



**Step 5:** Follow the instructions on the screen to fill in the information and click "Proceed".

**Cancel Existing Licence**  
Taxi Driver's Vocational Licence (TDVL) / Private Hire Car Driver's Vocational Licence (PDVL)

Vocational Licence Type

**Cancellation For\***  Taxi Driver Vocational Licence (TDVL)

Licence Details

Licence Expiry Date 22-May-2021

Cancellation

This is to certify that **Joseph**, had cancelled the above mentioned vocational licence on **20-Aug-2019** for the following reason (as indicated):

Give up the vocation  
 Give up due to health  
 Others:

< Previous Proceed > Save as Draft Save as Draft & Exit

**Step 6:** You will see a notification that you have successfully submitted the documents.

**Cancel Existing Licence**

**Submitted successfully: 1 application(s)**  
You will be notified of the approval of your application via SMS/Email.

Land Transport Authority  
Taxi Driver's Vocational Licence (TDVL) / Private Hire Car Driver's Vocational Licence (PDVL)

Application Number	T1920011158	Application Status	Approved
Submission Number	B1920255468	Payment Status	STAGE1 : N.A STAGE2 : N.A
Submission Date	22/08/2019 15:01:50		
Submission Name	B1920255468		